



THE COLLEGE OF
OPTOMETRISTS

Stage Two

Overarching case scenario 10

AGE AND GENDER Male Aged 50 years

ETHNIC BACKGROUND Caucasian

OCCUPATION AND HOBBIES Blacksmith (making wrought-iron gates and fences): driver

PRESENTING SYMPTOMS AND HISTORY Advised to have eye examination when he went to GP complaining of occasional headaches and pain in LE - about 1x weekly over past two months. Px sees circles around lights and has noticed "misting of vision" lasting about 30 minutes about 1x monthly. No previous history of eye problems. Distance vision good, but near vision "not as good as it used to be". Father had "eye problems" but not sure of nature of these.

GENERAL HEALTH AND MEDICATION Osteoarthritis and asthma: co-proxamol painkillers and Ventolin inhaler as required

PRESENT Rx, CENTRATION AND ACUITIES

PD/NCD 62/58 at 35cms **PINHOLE VISION** R 6/6 L 6/6

REFRACTION

R +5.25/+0.25x15 **6/6** Near Add +1.25 **N5**

L +5.25/+0.50x160 **6/6** Near Add +1.25 **N5**

ACCOMMODATION RE: 3.5 LE: 3.5 binoc: 4.00

BINOCULAR STATUS Cover test with Rx

Dist: no movement seen

Near: no movement seen

MOTILITY full, no diplopia

CONVERGENCE 6cm

PUPIL REACTIONS pupils react direct and consensual and near

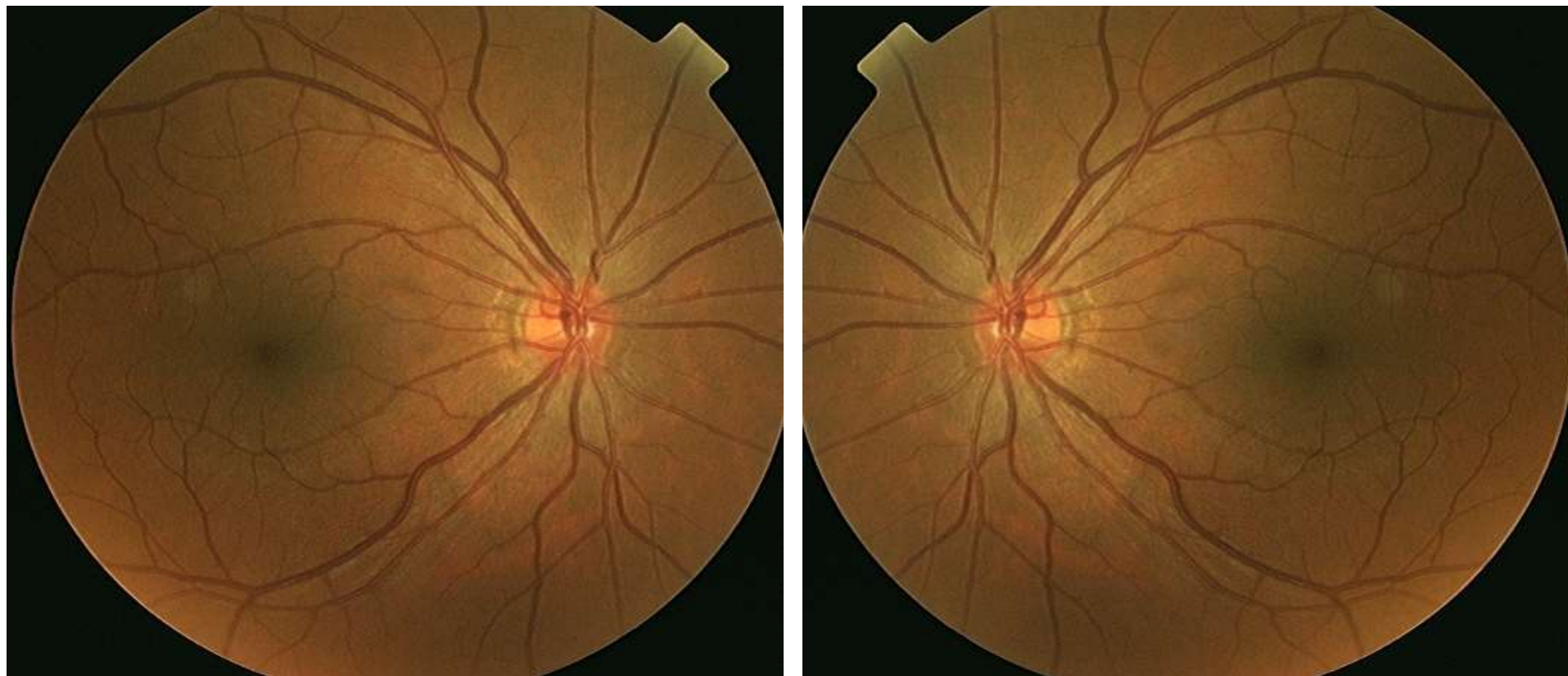
FUNDUS EXAMINATION see attached

FIELDS see attached

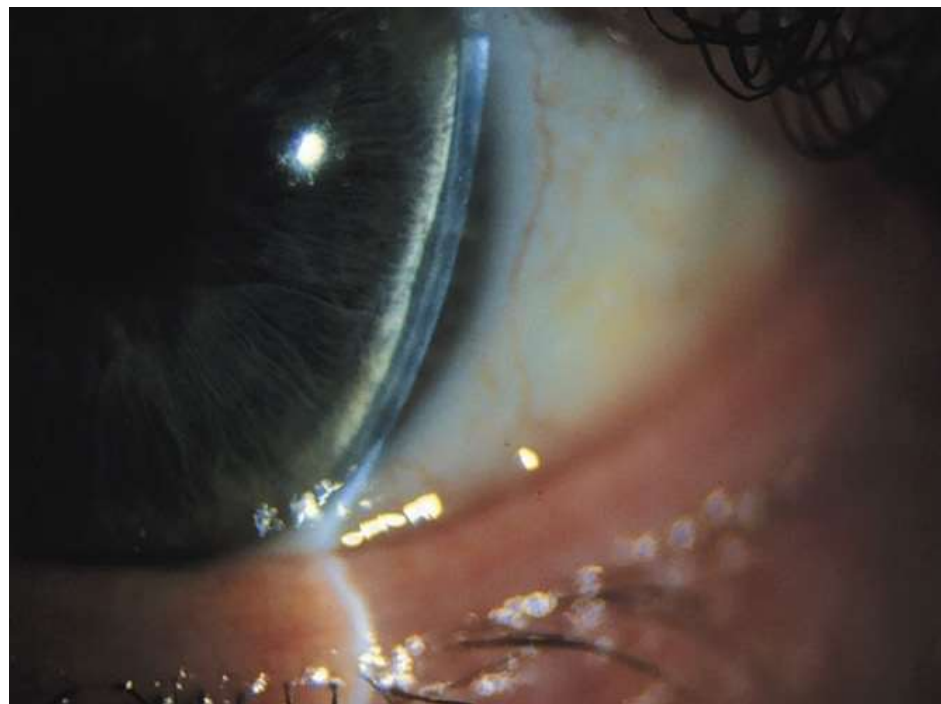
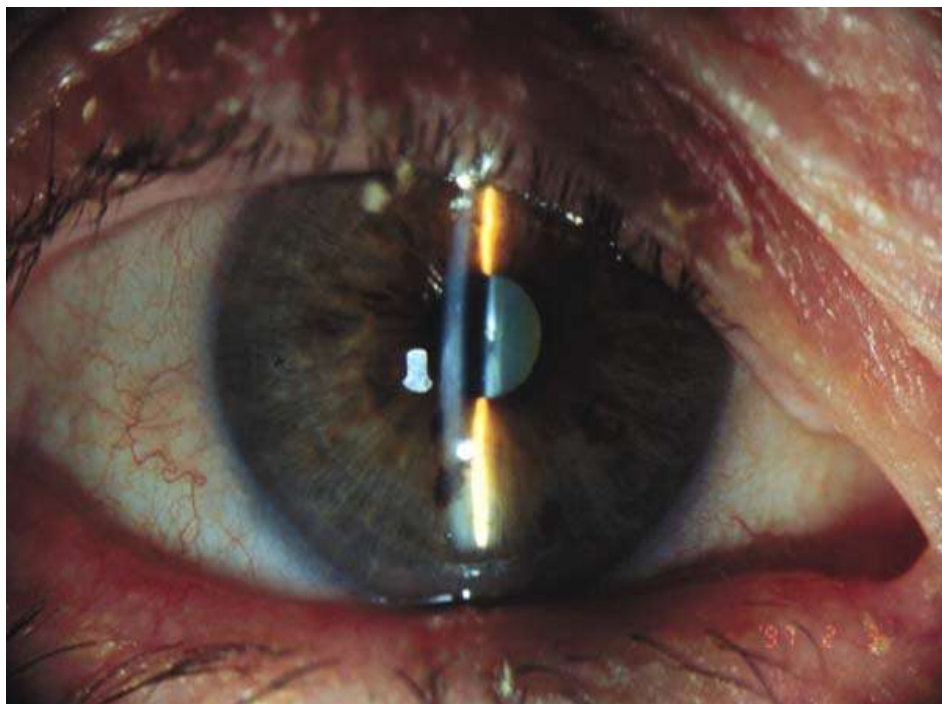
IOP RE: 17 mmHg LE: 17 mmHg Perkins 3.00pm

EXTERNAL EYE EXAMINATION see attached

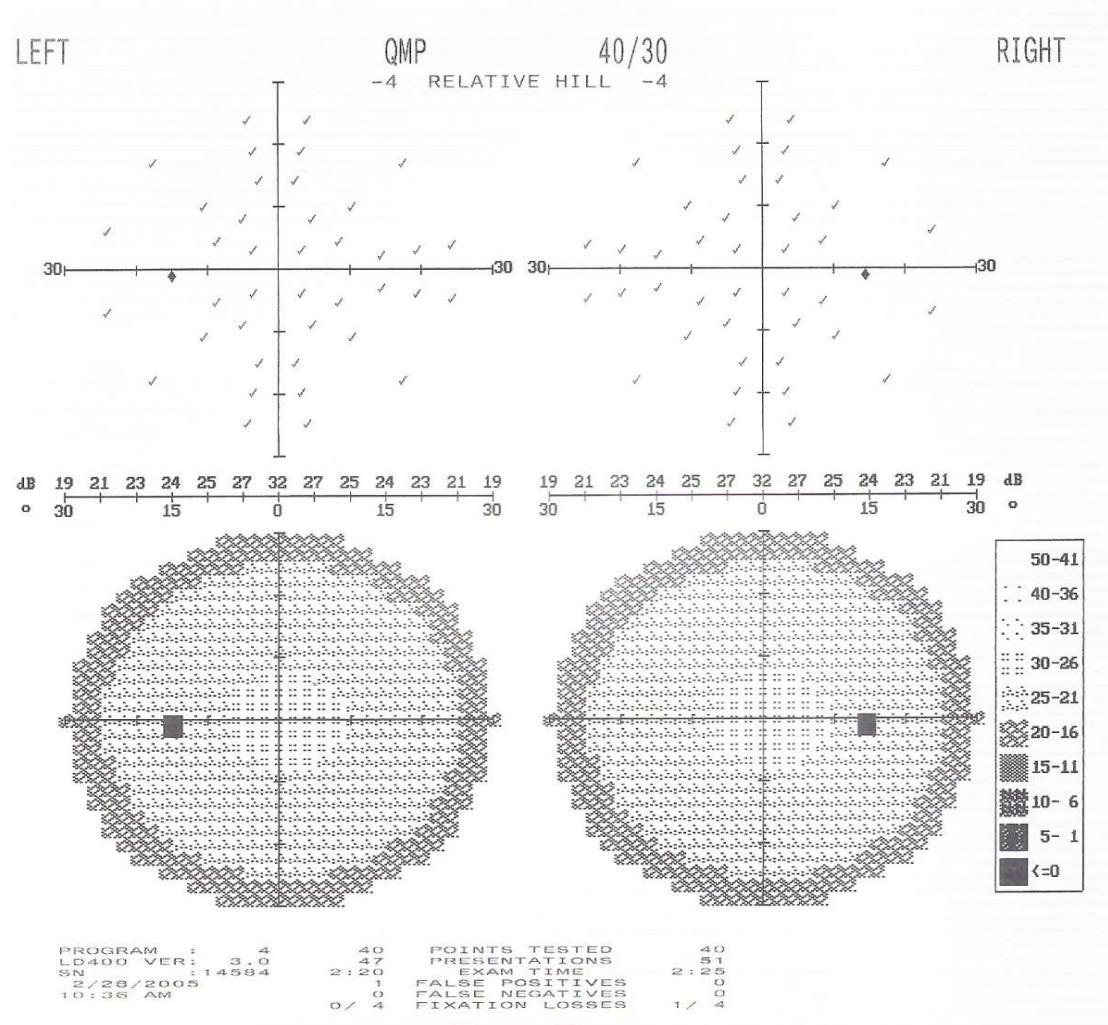
Fundus Image



External Eyes



Field RE & LE



Colour Vision (Binocular)

ISHIHARA TEST SCORE SHEET (38-PLATE EDITION, 1979)

NAME: _____ DATE: _____

PLATE	SCORE	NORMAL	DEFICIENT	TOTAL CB/ WEAK	ANOPIA	PROT ANOMALY	ANOPIA	DEUTER ANOMALY
1	12	12	12	12	12	12	12	12
2	8	8	3	-				
3	6	6	5	-				
4	29	29	70	-				
5	57	57	35	-				
6	5	5	2	-				
7	3	3	5	-				
8	15	15	17	-				
9	74	74	21	-				
10	2	2	-/X					
11	6	6	-/X					
12	97	97	-/X					
13	45	45	-/X					
14	5	5	-/X					
15	7	7	-/X					
16	18	16	-/X					
17	73	73	-/X					
18	-	-	5	-				
19	-	-	2	-				
20	-	-	45	-				
21	-	-	73	-				
22	26	26			6	(2)6	2	2(6)
23	42	42			2	(4)2	4	4(2)
24	35	35			5	(3)5	3	3(5)
25	96	96			6	(9)6	9	9(6)

NOTES: - no numeral read X incorrectly read A(B) A clearer than B